

Ops 360°

Improving data operations and data discovery workflow

Take data quality management and data access to the next level by bringing transparency to financial data management

Ops 360° is a web-based data operations solution offering full control over the data acquisition, mastering and data discovery process. Ops 360° provides capabilities for:

- Targeted data acquisition
- Data cleansing
- Data browsing
- End-to-end data lineage

Ops 360° provides easy access for data analysts, supervisors and other stakeholders to monitor the status of arrival and processing of data feeds, distribution of vetted data sets, and overall insights into data preparation processes. Ops 360° dynamically sources the required market data and provides users with intuitive access to validated data sets with full lineage capabilities to research anomalies and answer inquiries from users, auditors or regulators.

Ops 360° provides a bird's eye view of data flows, from acquisition through mastering and enrichment through to distribution. Starting with an overview dashboard, users can drill down into a historical overview of processes, pick a time slice and zoom in on any date range.

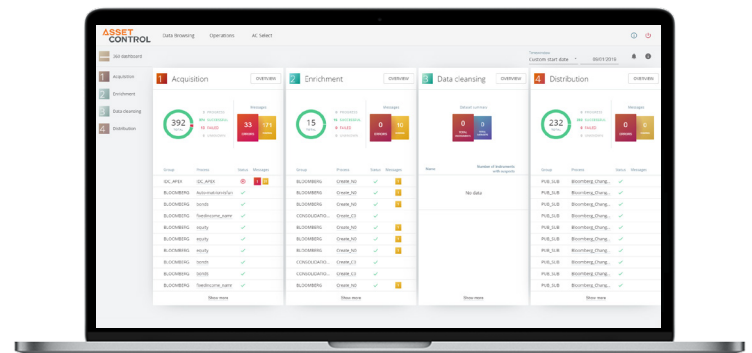
End-to-end Transparency and Control

The Ops 360° dashboard provides end to end control over data operations including:

- Data Acquisition
- Data Enrichment
- Data Browsing
- Data Cleansing
- Data Distribution

Each process within the overview dashboard shows a live view of summary information on completed and running processes with any error and warning messages.

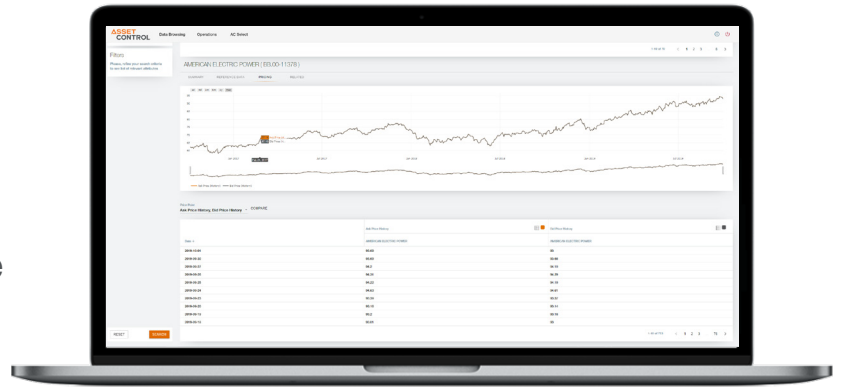
To further investigate and drill into the detail, users can click any process and expand or narrow the time frame to enhance their ability to take corrective action.



Transparently monitor the status of your data through our Ops 360° Dashboard

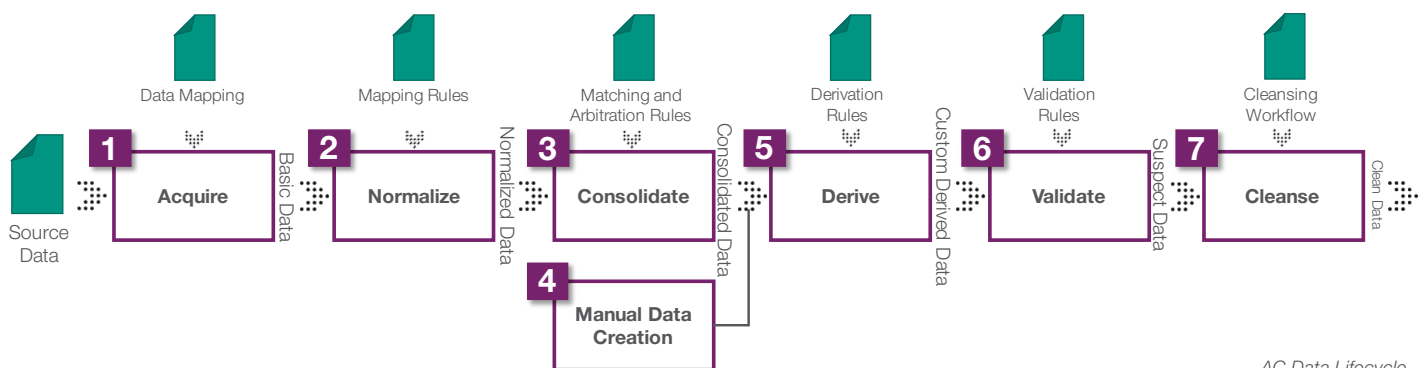
Ops 360° and Data Lineage

Users need visibility into the origin of the data to investigate quality issues, answer regulatory questions or otherwise look up the sources and background of information. Data Lineage within Ops 360° helps you not only to visualize the data management processes, but also to view the linkages between these processes. Data Lineage provides clarity and full explainability of data values. For each step in the lifecycle the following information is captured:



Drill down by data object to view Summary detail of Reference and Pricing Data

- **Acquire:** captures the process and the meta-data for mapping the vendor file into Asset Control
- **Normalize:** captures mapping rule (formula) and source values that were used to derive the value from its initial into our standardized data model
- **Consolidate:** captures the underlying market data source based upon arbitration rules and any all additional mapping rules applied
- **Manual creation:** captures all manual created instruments and edits to all attributes
- **Derivation:** captures all derivation formula applied to underlying and newly constructed prices or reference data
- **Validation:** determine validation rules that have been applied to a value including parameters
- **Cleansing:** add context to cleansing decision including corrections, status changes and comments



AC Data Lifecycle

Data Acquisition

Optimizing data sourcing is an important part of overall data management. Within Ops 360°'s Select view, users can create outgoing data requests and optimize data usage by preventing redundant sourcing.

New data requests are easily set up and configured. Simply select the retrieval method, download category and elapsed time.

Templates show all preconfigured attributes and instruments loaded for a request. You can drill down to see the individual tags for a specific vendor and dropdowns by asset class help you get started sourcing data quickly. Properties of requests can be further configured to be run ad-hoc or be scheduled at any given frequency.

Data Cleansing

After data sourcing and cross-referencing, analysts can investigate and resolve exceptions to prepare the data for usage downstream.

Users configure their list of financial instruments of interest and suspect items in those instruments will show on screen to act on any anomalies. The issue list provides context as to why an alert was raised.

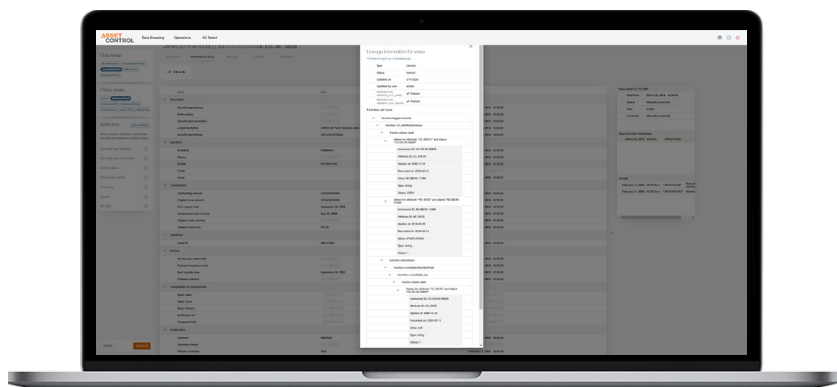
A dropdown menu allows you to zoom in on suspect data items to get the full context. This includes price history and the impact of corporate actions such as stock splits or related instruments. Suspect items can be accepted, corrected and commented on. Items can be further investigated individually and bulk validation if needed.

Data Browsing

Ops 360° provides easy access to quality-proven data to anyone in the organization. Simply select your data model or data sources, select your asset classes and easily create queries.

Selecting an individual instrument allows you to drill into its terms and conditions or explore its price history. Related instruments can be shown as well. Analysis allows you to zoom in on spikes and specific pricing fields.

Using a Business Domain Model, users control how they want to interact with the data. Users can easily configure combinations of data sets, regions, roles, processes and rules. and the Ops 360° user interface dynamically reflects these configurations.



View full data lineage via Data Browsing

Key Benefits of Ops 360°



SINGLE USER INTERFACE

Ops 360° is visualized through a single web-based viewing application to display the status of daily data management processes such as data acquisition, derivation, cleansing, and delivery.



DRILL DOWN CAPABILITIES

Ops 360° enables users to drill into data for investigating and appropriately handling data discrepancies and detecting concentrations and patterns of data issues.



REPORTING

Ops 360° offers scheduled or ad-hoc reporting to facilitate compliance with regulation or internal data quality policies.



CONTROL

Ops 360° enables operational control of distribution and delivery schedules and ongoing SLAs with dependencies.



GOVERNANCE

Ops 360° ensures data governance through the ability to easily configure combinations of data sets, regions, roles, processes and rules.

ABOUT ASSET CONTROL

Asset Control is the market leader in data quality software solutions for financial data. Focused on business user enablement, we help clients simplify complexity and ensure users across buy and sell side make the most of their data assets by providing easy data integration, data cleansing, distribution and data discovery solutions.

We service a blue-chip client base globally and our award-winning solutions provide rigorous processes to secure high-quality data, easy integration into business user workflows and a trusted environment for advanced analytics. Delivered through managed services, cloud or on-premise deployment, our highly scalable products help the world's most successful financial institutions meet their risk management, valuation, security master and operational needs with mission critical reliability.



Contact us for
further information

EMEA
North America
APAC
General Enquiries

T: +44 (0)20 7743 0320
T: +1 212 445 1076
T: +65 6408 0750
E: info@asset-control.com

www.asset-control.com



Inside Market Data &
Inside Reference Data
Awards Winner 2019

Best Reference Data Integration Vendor
Asset Control



[linkedin.com/company/asset-control](https://www.linkedin.com/company/asset-control)

twitter.com/asset_control



WINNER

Asset Control

Best Software Solution for FRTB



WINNER

Asset Control

Best Sell-Side Data Management Platform

ASSET
CONTROL

© Asset Control International BV, 2020.
All rights reserved.